




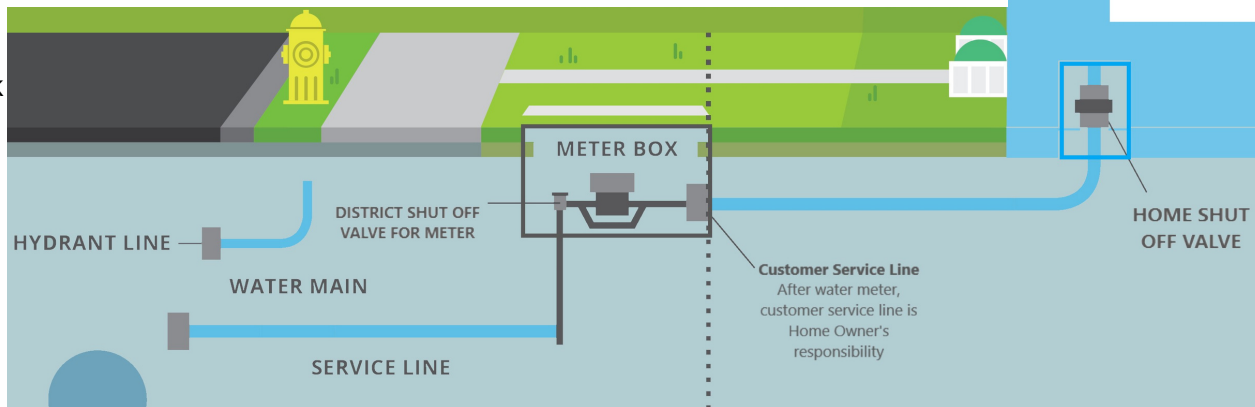
# Winterize


your home before a freeze



**Winter is coming, one option to protect your pipes during a freeze is to drain your pipes.**


1. Shut off the water supply to your home by using the home shut off valve. This can be found on the same side as your meter on the inside or outside of your home.
2. Open all water spigots and taps to allow them to drain. A closed tap can create a vacuum that will hold water inside the pipes.
3. Open the drain valve in the hot water tank and let it discharge until empty. Also drain all water that is left in the holding tank, especially in the rubber diaphragm.
4. Flush the toilets to remove as much water as you can from the tank and the toilet bowls.
5. Wrap and insulate all exposed water and irrigation lines.





# Winterizing

your irrigation system



It is important to winterize your backflow preventer prior to a freeze as it is the source of water to the irrigation system.

1. Close the main shut-off valve to the system
2. Open test cock #1 with a screwdriver turning 90 degrees and leave it in the open position
3. Open test cock #2 with a screwdriver turning 90 degrees and leave it in the open position
4. Cover and wrap your backflow valve and all other exposed piping
5. Run each zone for 3-5 seconds so that it will drain any remaining water that is in the piping above ground

